

# QUICKSILVER®

## BOWRIDER



2022



## THE QUICKSILVER RANGE HAS ALWAYS PERFECTLY BLENDED FUN AND STYLE WITH PRACTICALITY AND SAFETY

The evolving direction of the Quicksilver range now builds on this strength with collaborations between highly experienced designers, engineers and naval architects from the Brunswick Group, a leading force in the boating world. A strong partnership that has led to an even greater line-up of fun boats with true integrity and depth.

Quicksilver promises a world of style and innovative use of space made possible by the best in class length to beam ratio which also increases stability. A confidence further heightened by the deep V hull design creating a form that cuts through water efficiently and comfortably. A direct result of one of the most experienced naval architects in the industry being part of the team behind Quicksilver.

So as you can see, we take fun very seriously. Welcome to style and substance.

Explore our complete range of boats and dealer network now at [www.quicksilver-boats.com](http://www.quicksilver-boats.com)





## CONTENT

<b>Introduction .....</b>	<b>4</b>
<b>The Smart Edition .....</b>	<b>5</b>
<b>675 BOWRIDER .....</b>	<b>6</b>
<b>605 BOWRIDER .....</b>	<b>10</b>
<b>555 BOWRIDER .....</b>	<b>14</b>
<b>Specifications .....</b>	<b>18</b>

*Life is now*




## WELCOME TO THE BOWRIDER RANGE

The moment you look at a Quicksilver, you know that it's designed for pure fun.

It's about fluid yet solid forms with soft lines and sharp, cut-through shapes creating a dynamic, sporty tension that says it's playtime. Purposeful designs still true to the essence and character of the original sketches; that spontaneous spark of inspiration.

Creativity founded on experience, considered development and insight gained through solid research into the needs and desires of boat users resulting in a range of boats that offers you true freedom with the reassurance of structural and engineering integrity. Everything underpinned by safety, comfort and versatility. So you can cruise, water ski, or just soak up the sun with complete peace of mind. And with ease.

**This is Quicksilver.  
Built on understanding.  
Shaped by you.  
Created for escape.**







# SMART EDITION THE BEST WAY TO GET THE OPTIONS YOU NEED

People are different.

So why should every boat be the same? We have designed our boats for optimal use, but we know that everybody has their own preferences. That's why we are introducing the Smart Edition.

The Smart Edition gives you what you need: a variety of option sets that are most frequently requested by our customers. So you can be sure you get the options you want.

Best of all, the Smart Edition has short delivery times and is probably already available at your local dealer right now you'll be on the water before you know it.

In addition to all of that you save an average of 10% when compared to ordering options separately and this edition is probably already available at your local dealer right now.



# 675 Bowrider

## IN TOUCH WITH THE WATER

The 675 Bowrider is a great boat to stay in touch with the water. Up to 7 people pick a spot in the bow area or in the cockpit. Not a single inch of deck surface is left unused, yet the designers still found a way to integrate a compact, functional cabin.



**Length Overall**  
6,40 m



**Beam Overall**  
2,46 m



**Fuel Capacity**  
230 l



**Max Power (Hp/kW)**  
225/165



**CE Category**  
C7





Upper Deck



Lower Deck



Side Profile

## SAFETY

Safety begins at the helm station. It holds ample space for optional navigation and engine hardware such as a GPS/chart plotter, Active Trim and Zipwake Dynamic Trim Control. This equipment will help you get even better handling and get the best performance while reducing the consumption. The Mercury engine itself ensures a sporty and reliable handling from 115 up to 225 hp. Also, a deep cockpit and high freeboard at the bow allow for both children and adults to sit down and move around on the boat in all safety.

## COMFORT

The bow is separated from the rest of the 675 Bowrider by an access door with a drain system to keep the cockpit dry. A conveniently designed portside walkway makes it easy to go from stern to bow and back. There is no level difference between both areas and the whole of the surface remains at your disposal at all times. Piloting comfort is a given thanks to twin bolster seats on a polyester pedestal base and twin cup holders. Cheers!

## VERSATILITY

Did you cruise towards your favourite spot on the water? Or do you just feel like a quick break? Awesome idea! Option 1: switch the position of the backrest to face the water when you are relaxing on the aft seat. Option 2: mount the dinner table. Option 3: convert the cockpit area and/or the bow into large sun lounges. In the cabin, you decide what to add: a pull-out sea toilet, a sink, a fridge drawer or all of the above.

## STORAGE

The 675 Bowrider has storage underneath the swim platform, the aft seat and the cockpit seats. All of that space is available for whatever you want to bring on board. Do you also want a bimini with enclosure? If so, no need to ask yourself where these things go: there's integrated storage that facilitates quick deployment.





## KEY FEATURES

- 1 Large swim platforms and motor well step for easy access to both sides of transom  
Single engine configuration up to 225 hp
- 2 Sun lounge with easy water access
- 3 Cabin with optional pull out marine toilet
- 4 Versatile cockpit area suitable for dining
- 5 Bow to stern walkthrough. Deep cockpit to ensure children's and adult's safety when moving around the boat
- 6 Sociable bow area that can be converted to sun lounge





# 605 Bowrider

## FUELLED FOR ADVENTURE

The redesigned 605 Bowrider doesn't just look more streamlined. The model also has gotten longer and wider, giving you more space on board. On top, it has become an even better companion to discover remote places. Why is that? Its fuel tank is now the largest in its category!



**Length Overall**  
6,00 m



**Beam Overall**  
2,34 m



**Fuel Capacity**  
160 l



**Max Power (Hp/kW)**  
150/110



**CE Category**  
C6







Upper Deck



Side Profile

## SAFETY

An accessible step-out area with stylish bow rails makes it easy and safe to get in and out of the bow. At the back, a large swim platform with motor well step provides easy access on both sides of the transom just as well. Once on board, security is guaranteed by the deep cockpit, high railings and a drain system that keeps the cockpit dry. It is safe for both adults and kids to walk around the 605 Bowrider.

## COMFORT


Both the pilot and the co-pilot seats are mounted on a polyester pedestal base. This improves your comfort and the over-all piloting experience. You'll also enjoy the sport steering wheel, standard hydraulic steering and SmartCraft instrumentation, making it easier to handle the boat and to keep an eye on all engine diagnostics. Did you arrive at a nice spot? Have lunch or dinner in style at the new cockpit table with a laminated top or even real teak.

## VERSATILITY

The 605 Bowrider holds space for 6 people. Is your crew all about soaking up the sun? Turn both bow and cockpit into spacious sun lounges. The new sun lounge system in the bow is easier to set up and doesn't involve any loose parts. Do you prefer action and speed? Then go for the optional ski tow arch or the wakeboard tower. With a Mercury engine of up to 150 hp, you are sure to add some thrills to your day.

## STORAGE

You'll find a storage space for small items in front of the co-pilot seat and a second storage area is integrated in the console. Fender storage is now located against the freeboard, so you no longer have to open up all storage spaces looking for the fenders at the last minute.



## KEY FEATURES

- 1 Versatile cockpit area suitable for cruising, dining and sunbathing with easy deployable sun lounge
- 2 Single engine configuration from 100 up to 150 hp
- 3 Unique bow drain system avoids water to accumulate and flow into the cockpit
- 4 Ergonomic helm with SmartCraft instrumentation with mounting space for optional 7" GPS/Chart plotter
- 5 Versatile bow area to relax and socialize; the bow area converts into a sun lounge
- 6 Optional wakeboard tower or ski arch for water sports







# 555 Bowrider

## SPONTANEOUS, SPORTY, IRRESISTIBLE

Rarely has the phrase “small but mighty” been so appropriate to describe a boat. With an overall length of 5.33 metres, this boat is the smallest one in our bowrider family. But it is one that knows how to punch well above its weight, thanks to its fuel tank capacity and powerful engine configuration. Don't forget to take advantage of the cockpit sun lounge that can be deployed within seconds.



**Length Overall**  
5,33 m



**Beam Overall**  
2,17 m



**Fuel Capacity**  
110 l



**Max Power (Hp/kW)**  
115/84,6



**CE Category**  
C6







Upper Deck



Side Profile

### **SAFETY**

Safety always comes first with Quicksilver. That is why this bow rider was designed with high railings, hand rails, a bow walkthrough and a deep cockpit. Both children and adults can move around freely and feel safe when moving around the boat or when they are seated. With Mercury engine configurations ranging from 80 to 115 hp you can count on a sporty driving experience and safe handling.

### **COMFORT**

Relaxation is key on the 555 Bowrider. Whether you prefer the bow, or the cockpit is up to you, both areas can be converted into a sun lounge. Grab a cold drink from the refrigerator and use the cup holders next to you to sit safe and relish the moment. Driving the 555 Bowrider is a real experience thanks to the standard hydraulic steering and sport steering wheel, which are rare on a boat of this size. The ergonomic helm is also equipped with comfortable swivel seats and integrated footrests. And with the extra-large fuel tank that can hold up to 110 litres, you can enjoy the boat for longer and go further without having to think about refueling.

### **VERSATILITY**

The Quicksilver bowriders pride themselves on their high versatility. The sleek lines and modern design make it a great boat for boaters interested in water sports, partying with friends or simply soaking up the sun. At the stern, a stylish ski tow arch rests above a powerful, reliable Mercury engine. The cockpit area includes a dining corner that can be converted into a sun lounge very easily by lowering the backbench. The table with laminated teak adds a classy touch to the ensemble. The bow area is also very versatile as the seating area can also be converted into a sun lounge.


### **STORAGE**

No need to compromise about what you can carry onboard. Several clever storage areas compartments will make sure all your belongings stay safe and out of sight. Find large storage lockers underneath the seats in the bow and cockpit as well as in both consoles. Small items can be stored in the dashboard on the co-pilot's side.



## KEY FEATURES

- 1 Convertible sun lounge in bow section
- 2 Single engine configuration from 80 up to 115 hp
- 3 Large swim platforms and motor well step for easy access to both sides of transom
- 4 Co-pilot storage for small items and optional refrigerator
- 5 Cockpit sun lounge and bimini
- 6 Ergonomic helm with SmartCraft instrumentation with mounting space for optional 7" GPS/Chart plotter







## MODEL SPECIFICATIONS



	675 BOWRIDER	605 BOWRIDER	555 BOWRIDER
Length Overall (M)	6,40	6,00	5,33
Length Overall Max with Options (M)	6,48	6,02	5,36
Length of Hull (M)	6,20	5,76	5,11
Beam Overall (M)	2,46	2,34	2,17
Height - Without Canvas (M)	1,83	1,75	1,61
Dry Weight (Kg)	1274	989	822
Draft Hull (M)	0,47	0,45	0,36
Fuel Capacity (L)	230	160	110
CE Design Category	C	C	C
Maximum Number of People	7	6	6
Maximum Power (HP)	225	150	115
Maximum Power (kW)	165	110	84,6
Water Capacity (L)	45	32	NA
OB Shaft Length	XL	XL	L
Maximum Load	840	725	640



## PACKS OFFERING

	675 BOWRIDER	605 BOWRIDER	555 BOWRIDER
<b>SMART EDITION</b>	✓	✓	✓
Electronic Pack	X		
Bimini		X	X
Forward sun lounge			X
Cockpit sun lounge	x	X	X
Cockpit Table with Laminated Top			X
Cockpit Shower	X	X	
LED Courtesy Lights	X		
Real teak cockpit table	X		
Refrigerator	X	X	
Mooring kit	X	X	
Bow Walkthrough Door			X
Ice drawer	X	X	
<b>ELECTRONIC PACK</b>	✓	✓	✓
Simrad GPS/Chart Plotter Cruise 7		X	X
Simrad GPS/Chart Plotter Cruise 9	X		
Stereo Fusion with 2 speakers	X	X	X



## ENGINE SPECIFICATIONS

Choose among our vast range of robust and powerful Mercury, Mercury Mercruiser or Mercury Diesel engines, the most appreciated of all time. You'll have the very best and most up-to-the-minute engine power to take your boat out to enjoy the delights of the water. Moreover, you will benefit from a national and international network of dealers for service.

Additionally, a five-year warranty programme is applicable for all eligible Mercury outboard engines\*. The programme will be offered to owners of new Mercury outboard engines\*\*. The warranty applies to Mercury Verado® and FourStroke engines purchased in Europe, the Middle East, Africa and the CIS region.

The five years of comprehensive factory-backed coverage includes labour for failures caused by defects in material or workmanship. What's more, the new warranty is transferable if the engine is sold within the five-year period. The warranty applies to recreational use only.

MERCURY ENGINE OPTION	675 BOWRIDER	605 BOWRIDER	555 BOWRIDER
Mercury F80			X
Mercury F100 / F100 CT			X
Mercury F115 / F115 CT		X	X
Mercury F150	X	X	
Mercury 175 V6	X		
Mercury 200 V6	X		
Mercury 225 V6	X		

\* Conditions and exclusions apply. \*\* Provided that all extended warranty conditions are met.







Life is now

# QUICKSILVER®

[www.quicksilver-boats.com](http://www.quicksilver-boats.com)

16 Sabarului Street, Jilava 

5 Prelungirea Taberei Street, Tulcea 

0731.144.000 

[ovidiu@american-nautics.ro](mailto:ovidiu@american-nautics.ro) 



The quality system of  
Brunswick Marine in EMEA  
is ISO 9001:2008 certified.

## American Nautics

© 2022 Brunswick Marine in EMEA. All Rights Reserved.  
Brunswick Marine in EMEA continuously explores means to improve the products it designs, manufactures and distributes. Every effort is made to produce sales and service literature which is current. Changes to specifications of engines, boats and accessories are ongoing. This brochure should not be regarded as a precise guide to the latest specifications. This brochure is also not an offer for sales of any particular engine, boat or accessory. Distributors and dealers are not agents of Brunswick Marine in EMEA or one of its affiliates and they have no authority to bind Brunswick Marine in EMEA by any express undertaking or representation, including but not limited to representations of product, sales, applications or service nature. Not all products are available in all countries and some are available only in limited quantities. Some products shown in this catalogue are equipped with optional accessories. Please see your local dealer.

